

TEST REPORT



| | |
|-----------|--|
| Applicant | GuangDong XinYu Technology Industrial Co.,Ltd |
| Address | Laimei Industrial zone,Chenghai District, Shantou, Guangdong |

| | | |
|-------------------------------------|--|--|
| Manufacturer or Supplier | GuangDong XinYu Technology Industrial Co.,Ltd |  |
| Address | Laimei Industrial zone,Chenghai District, Shantou, Guangdong | |
| Product | RC TOYS | |
| Brand Name | N/A | |
| Model | 3713 | |
| Additional Model & Model Difference | XQRC32-10AAA, 3712, XQRC32-11AAA, 3433, 3813; See items 1.1 | |
| Date of tests | May 24, 2017 ~ Jun. 07, 2017 | |

The submitted sample of the above equipment has been tested according to the requirements of the following standard:

☒ **EN 62479:2010**

CONCLUSION: The submitted sample was found to COMPLY with the test requirement

| | |
|---|--|
| <p>Tested by Andy Zhu Project Engineer / EMC Department</p> | <p>Approved by Glyn He Supervisor / EMC Department</p> |
|  |  |

Date: Jun. 28, 2017

This report is for your exclusive use. Any copying or replication of this report to or for any other person or entity, or use of our name or trademark, is permitted only with our prior written permission. This report sets forth our findings solely with respect to the test samples identified herein. The results set forth in this report are not indicative or representative of the quality or characteristics of the lot from which a test sample was taken or any similar or identical product unless specifically and expressly noted. Our report includes all of the tests requested by you and the results thereof based upon the information that you provided to us. You have 60 days from date of issuance of this report to notify us of any material error or omission caused by our negligence, provided, however, that such notice shall be in writing and shall specifically address the issue you wish to raise. A failure to raise such issue within the prescribed time shall constitute your unqualified acceptance of the completeness of this report, the tests conducted and the correctness of the report contents. Unless specific mention, the uncertainty of measurement has been explicitly taken into account to declare the compliance or non-compliance to the specification



Test Report No.: SE170524N048

TABLE OF CONTENTS

| | |
|--|---|
| TEST REPORT | 1 |
| RELEASE CONTROL RECORD | 3 |
| 1. GENERAL INFORMATION | 4 |
| 1.1 GENERAL DESCRIPTION OF EUT | 4 |
| 2. RF EXPOSURE MEASUREMENT | 4 |
| 2.1 INTRODUCTION | 5 |
| 2.2 COMPLIANCE CRITERIA | 5 |
| 2.3 NORMATIVE REFERENCE | 5 |
| 2.4 ROUTES TO SHOW COMPLIANCE WITH LOW-POWER EXCLUSION LEVEL | 6 |
| 2.5 TEST RESULTS | 6 |



Test Report No.: SE170524N048

RELEASE CONTROL RECORD

| ISSUE NO. | REASON FOR CHANGE | DATE ISSUED |
|--------------|-------------------|---------------|
| SE170524N048 | Original release | Jun. 28, 2017 |

1. GENERAL INFORMATION

1.1. GENERAL DESCRIPTION OF EUT

| | |
|----------------------------|--|
| PRODUCT | RC TOYS |
| MODEL NO. | 3713 |
| ADDITIONAL MODEL | XQRC32-10AAA, 3712, XQRC32-11AAA, 3433, 3813 |
| NOMINAL VOLTAGE | Remote Control(TX): DC 3V(1.5V*AA*2) from Battery Car(RX): DC 4.5V(1.5V*AAA*3) from Battery |
| MODULATION TYPE | GFSK |
| OPERATING FREQUENCY | 2407-2477MHz |
| EIRP POWER | -3.51dBm (Max.) |
| ANTENNA TYPE | Integral Antenna, with 0dBi gain |

NOTE:

1. For a more detailed features description, please refer to the manufacturer's specifications or the user's manual.
2. For the test results, the EUT had been tested with all conditions, but only the worst case was shown in test report.
3. Please refer to the EUT photo document (Reference No.: 170524N048) for detailed product photo.
4. Additional models XQRC32-10AAA, 3712, XQRC32-11AAA, 3433, 3813 are identical with the test model 3713 except the model number for marketing purpose.

2. RF EXPOSURE MEASUREMENT

2.1 INTRODUCTION

This International Standard provides simple conformity assessment methods for low-power electronic and electrical equipment to an exposure limit relevant to electromagnetic fields (EMF). If such equipment cannot be shown to comply with the applicable EMF exposure requirements using the methods included in this standard for EMF assessment, then other standards, including IEC 62311 or other (EMF) product standards, may be used for conformity assessment. This European Standard supersedes EN 50371:2002.

2.2 COMPLIANCE CRITERIA

Compliance of electromagnetic emissions from electronic and electrical equipment with the basic restrictions usually is determined by measurements and, in some cases, calculation of the exposure level. If the electrical power used by or radiated by the equipment is sufficiently low, the electromagnetic fields emitted will be incapable of producing exposures that exceed the basic restrictions. This standard provides simple EMF assessment procedures for this low power equipment.

Any relevant compliance assessment procedure which is consistent with the state of the art, reproducible and gives valid results can be used.

For transmitters intended for use with more than one antenna configuration option, the combination of transmitter and antenna(s) which generates the highest available antenna power and/or average total radiated power shall be assessed.

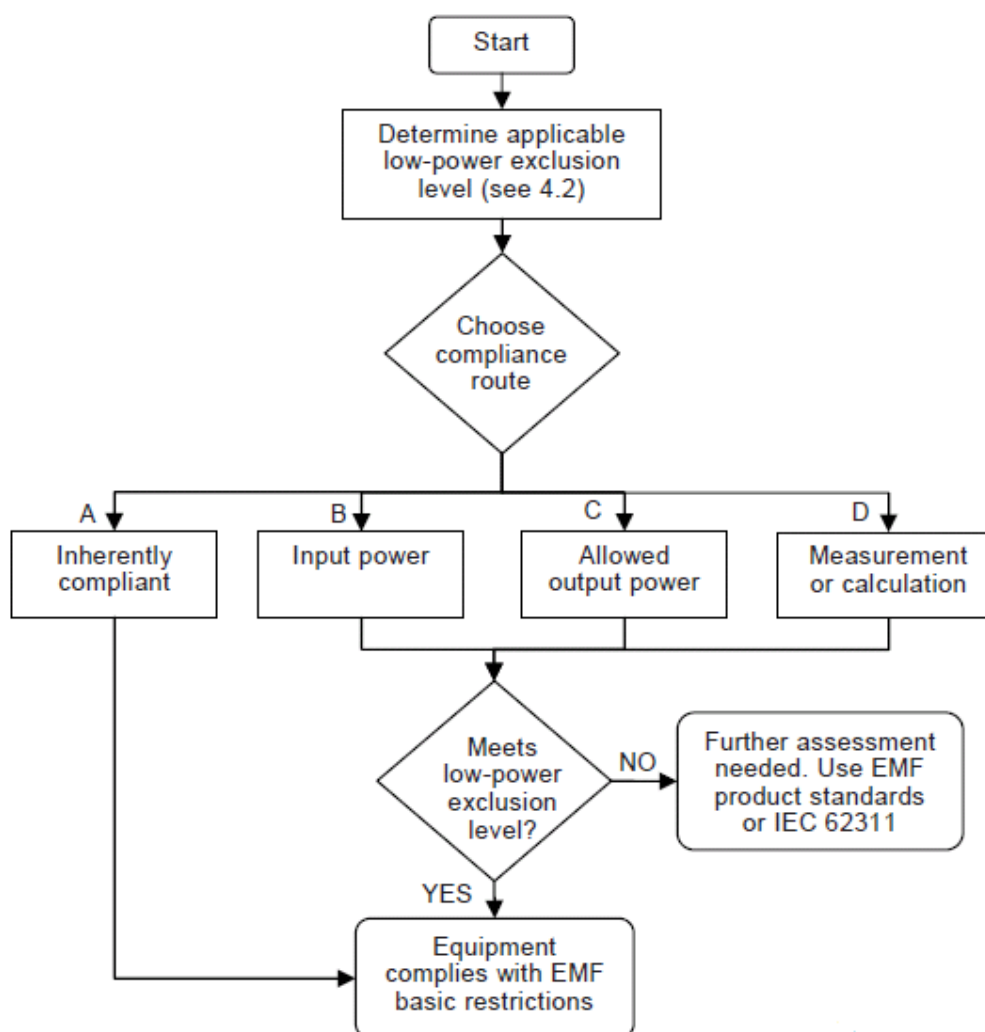
2.3 NORMATIVE REFERENCE

The following referenced documents are indispensable for the application of this document. For dated references, only the edition cited applies. For undated references, the latest edition of the referenced document (including any amendments) applies.

| Publication | Year | Title | EN/HD | Year |
|-----------------|------|---|----------------|------|
| IEC 62311 (mod) | - | Assessment of electronic and electrical equipment related to human exposure restrictions for electromagnetic fields (0 Hz -300 GHz) | EN 62311: 2008 | - |

NOTE: When an international publication has been modified by common modifications, indicated by (mod), the relevant EN/HD applies.

2.4 ROUTES TO SHOW COMPLIANCE WITH LOW-POWER EXCLUSION LEVEL



2.5 TEST RESULTS

CALCULATION FOR MAXIMUM EIRP:

| AV Power (EIRP)(dBm) | Power (EIRP)(mW) | Low-power exclusion level (mW) |
|----------------------|------------------|--------------------------------|
| -3.51 | 0.45 | 20 |